

# GENNAKER BOWSPRIT

- Gives the gennaker more clear air
- Facilitates rapid gybing
- Always ready for quick extension
- Makes for fast and efficient gennaker handling
- Improves performance when gennaker sailing
- Can be fitted to most yachts
- Available in carbon or aluminium

Extendable gennaker bowsprit sold as a kit for deck mounting. Just fit the two stainless steel pad eyes to the deck in line with the bow bracket. The bracket is a stainless ring with a low friction polyamide inner lining through which the bowsprit slides into its "active" position. After the gennaker is doused, the bowsprit can slide back and be secured to the aft eye. If required, it can be quickly removed and stowed securely below.

The gennaker tackline runs through the bowsprit, entering and leaving via well rounded holes, and then aft to the cockpit. An alternative is to fit an external tack block at the outboard end.

The kit includes:

- Aluminium or carbon bowsprit section
- Inboard end fitting with plunger
- Outboard end fitting
- 2 stainless steel pad eyes
- Instructions



Spring-loaded locking device for safe and easy handling.







## Bowsprit kits

	Description	Dimension (mm)		Art. No.
Aluminium	G072	Ø72/72	L=< 2080 mm	072-072-70
	G075	Ø75/75	L=< 2230 mm	075-075-70
	G087	Ø87/87	L=< 2270 mm	087-087-70
	G099	Ø99/99	L=< 3160 mm	099-099-70
Carbon	GC076	Ø76/76	L=< 3000 mm	076-076-70
	GC088	Ø88/88	L=< 3000 mm	088-088-70
	GC089	Ø89/89	L=< 3000 mm	089-089-70
	GC100	Ø100/100	L=< 3000 mm	100-100-70
	GC101	Ø101/101	L=< 3000 mm	101-101-70



## Bow brackets

		Bowsprit, diameter (mm)	Art. No.
	Stainless steel bow bracket with PA inner lining. To be bolted to deck or rail.	Ø 72/72	508-783-01
		Ø 75/75   Ø 76/76	508-783-02
		Ø 87/87   Ø 88/88   Ø 89/89	508-783-04
		Ø 99/99   Ø 100/100   Ø 101/101	508-794-05
	Stainless steel bow ring with PA inner lining. Can be welded to bow anchor fitting or sturdy pulpit.	Ø 72/72	508-758-01
		Ø 75/75   Ø 76/76	508-758-02
		Ø 87/87   Ø 88/88   Ø 89/89	508-758-04
		Ø 99/99   Ø 100/100   Ø 101/101	508-757-05
	Stainless steel bow fitting with PA inner lining bushing. Can be integrated with some bow anchor fittings (e.g. Jeanneau). Width of base: 175 mm. Fitted with Ø 12 mm bolt.	Ø 72/72	508-782-01
		Ø 75/75   Ø 76/76	508-782-02
		Ø 87/87   Ø 88/88   Ø 89/89	508-782-04
	90° bracket and bow ring for assembly on bow anchor fitting.	Ø 72/72	508-834-11
		Ø 75/75   Ø 76/76	508-834-12
		Ø 87/87   Ø 88/88   Ø 89/89	508-834-14
		Ø 99/99   Ø 100/100   Ø 101/101	508-834-15



Bow bracket integrated with bow anchor fitting.

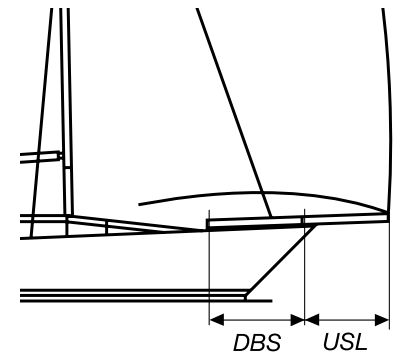


Side mounted installation on stem head anchor fitting.



## Dimensioning for gennaker, Aluminium

RM 30° (kNm)	Approx. displ. (tonnes)	G072		G075		G087		G099	
		Max USL	Min DBS	Max USL	Min DBS	Max USL	Min DBS	Max USL	Min DBS
8	1.7	1500	580						
10	2.1	1500	580						
12	2.4	1500	580						
14	2.8	980	580						
16	3.1	890	580	1580	600				
18	3.4	820	580	1450	600				
20	3.7	760	580	1340	600				
25	4.5	650	580	1140	600	1460	700	1930	800
30	5.2	570	580	1000	600	1280	700	1690	800
35	5.9	510	580	900	600	1150	<b>730</b>	1510	<b>880</b>
40	6.7	460	580	820	<b>610</b>	1040	<b>780</b>	1380	<b>930</b>
45	7.3			750	<b>650</b>	960	<b>830</b>	1270	<b>990</b>
50	8.0			700	<b>700</b>	890	<b>890</b>	1170	<b>1050</b>
55	8.7			650	<b>750</b>	830	<b>960</b>	1100	<b>1120</b>
60	9.3			610	<b>810</b>	780	<b>1030</b>	1030	<b>1200</b>
65	10.0			580	<b>880</b>	740	<b>1130</b>	970	<b>1280</b>
70	10.6					700	<b>1220</b>	920	<b>1380</b>
75	11.3					670	<b>1350</b>	880	<b>1500</b>
80	11.9					640	<b>1490</b>	840	<b>1640</b>
85	12.5					610	<b>1650</b>	800	<b>1780</b>
90	13.1							770	<b>1960</b>
95	13.8							740	1)
100	14.4							720	1)
105	15.6							690	1)
110	16.0							670	1)
115	16.1							650	1)
120	16.7							630	1)
125	17.3							610	1)
130	17.9							600	1)
135	18.5							580	1)
140	19.0							570	1)
145	19.6							550	1)
150	20.2							540	1)
155	21							530	1)



DBS = Distance between support.  
USL = Unsupported length.



**Bold numbers** mean min DBS is limited by bowing capacity. If a custom bowing is used, the min DBS is 8 x pole diameter.  
1) No standard bow bracket is available. If a custom bowing is used, the min DBS is 8 x pole diameter.

## Dimensioning for Code 0, Aluminium

RM 30° (kNm)	Approx. displ. (tonnes)	G072		G075		G087		G099	
		Max USL	Min DBS	Max USL	Min DBS	Max USL	Min DBS	Max USL	Min DBS
8	1.7	580	580	1020	600	1300	700	1720	<b>820</b>
10	2.1	490	580	870	600	1110	<b>740</b>	1460	<b>890</b>
12	2.4	430	580	760	<b>640</b>	980	<b>830</b>	1280	<b>970</b>
14	2.8	390	580	680	<b>710</b>	870	<b>910</b>	1150	<b>1070</b>
16	3.1	350	580	620	<b>800</b>	790	<b>1010</b>	1050	<b>1190</b>
18	3.4	330	580	570	<b>900</b>	730	<b>1150</b>	960	<b>1310</b>
20	3.7	300	580	530	<b>1030</b>	680	<b>1310</b>	890	<b>1470</b>
25	4.5			450	<b>1530</b>	580	<b>1970</b>	760	<b>2050</b>
30	5.2			400	1)	510	1)	760	1)
35	5.9							600	1)
40	6.7							540	1)

**Bold numbers** mean min DBS is limited by bowing capacity. If a custom bowing is used, the min DBS is 8 x pole diameter.  
1) No standard bow bracket is available. If a custom bowing is used, the min DBS is 8 x pole diameter.

## Dimensioning for gennaker, Carbon

RM 30° (kNm)	Approx. displ. (tonnes)	GC076		GC088		GC089		GC100		GC101	
		Max USL	Min DBS	Max USL	Min DBS	Max USL	Min DBS	Max USL	Min DBS	Max USL	Min DBS
8	1.7	1500	610								
10	2.1	1500	610								
12	2.4	1500	610	1500	700						
14	2.8	1490	610	1500	700						
16	3.1	1360	610	1500	700						
18	3.4	1240	610	1500	700	1500	710				
20	3.7	1150	610	1500	700	1500	710				
25	4.5	980	610	1300	700	1470	710	1500	800		
30	5.2	860	610	1140	700	1290	710	1500	800		
35	5.9	770	610	1020	700	1150	<b>730</b>	1500	<b>870</b>		
40	6.7	700	610	930	700	1050	<b>780</b>	1430	<b>970</b>	1500	<b>1010</b>
45	7.3	650	610	860	<b>740</b>	970	<b>840</b>	1320	<b>1030</b>	1500	<b>1170</b>
50	8.0	600	610	800	<b>800</b>	900	<b>900</b>	1220	<b>1090</b>	1470	<b>1310</b>
55	8.7	560	<b>650</b>	740	<b>850</b>	840	<b>970</b>	1140	<b>1170</b>	1380	<b>1410</b>
60	9.3	530	<b>700</b>	700	<b>930</b>	790	<b>1040</b>	1070	<b>1240</b>	1290	<b>1500</b>
65	10.0	500	<b>760</b>	660	<b>1000</b>	740	<b>1130</b>	1010	<b>1340</b>	1220	<b>1610</b>
70	10.6			630	<b>1100</b>	700	<b>1220</b>	960	<b>1440</b>	1160	<b>1740</b>
75	11.3			600	<b>1210</b>	670	<b>1350</b>	910	<b>1550</b>	1100	<b>1880</b>
80	11.9					640	<b>1490</b>	870	<b>1690</b>	1050	<b>2040</b>
85	12.5					610	<b>1650</b>	840	<b>1860</b>	1010	<b>2240</b>
90	13.1							800	<b>2040</b>	970	<b>2470</b>
95	13.8							770	1)	930	1)
100	14.4							740	1)	900	1)
105	15.6							720	1)	870	1)
110	16.0							700	1)	840	1)
115	16.1							670	1)	810	1)
120	16.7							650	1)	790	1)
125	17.3							640	1)	770	1)
130	17.9							620	1)	750	1)
135	18.5							600	1)	730	1)
140	19.0							590	1)	710	1)
145	19.6							570	1)	690	1)
150	20.2							560	1)	670	1)
155	21							550	1)	660	1)
160	22									640	1)
165	24									630	1)
170	25									620	1)
175	26									600	1)

**Bold numbers** mean min DBS is limited by bowing capacity. If a custom bowing is used, the min DBS is 8 x pole diameter.

1) No standard bow bracket is available. If a custom bowing is used, the min DBS is 8 x pole diameter.

## Dimensioning for Code 0, Carbon

RM 30° (kNm)	Approx. displ. (tonnes)	GC076		GC088		GC089		GC100		GC101	
		Max USL	Min DBS	Max USL	Min DBS	Max USL	Min DBS	Max USL	Min DBS	Max USL	Min DBS
8	1.7	880	610	1160	705	1310	710	1500	800		
10	2.1	750	610	990	705	1120	<b>750</b>	1500	<b>920</b>		
12	2.4	660	610	870	<b>730</b>	980	<b>830</b>	1330	<b>1010</b>	1500	<b>1140</b>
14	2.8	590	<b>620</b>	780	<b>810</b>	880	<b>920</b>	1190	<b>1110</b>	1440	<b>1340</b>
16	3.1	530	<b>680</b>	710	<b>910</b>	800	<b>1030</b>	1090	<b>1230</b>	1310	<b>1480</b>
18	3.4	490	<b>770</b>	650	<b>1020</b>	730	<b>1150</b>	1000	<b>1360</b>	1210	<b>1650</b>
20	3.7	460	<b>890</b>	600	<b>1160</b>	680	<b>1310</b>	930	<b>1530</b>	1120	<b>1840</b>
25	4.5			520	<b>1770</b>	580	<b>1970</b>	790	<b>2130</b>	950	<b>2570</b>
30	5.2							690	1)	840	1)
35	5.9							620	1)	750	1)
40	6.7							570	1)	680	1)
45	7.3							520	1)	630	1)
50	8.0									580	1)
55	8.7									540	1)
60	9.3									510	1)

**Bold numbers** mean min DBS is limited by bowing capacity. If a custom bowing is used, the min DBS is 8 x pole diameter.

1) No standard bow bracket is available. If a custom bowing is used, the min DBS is 8 x pole diameter.